

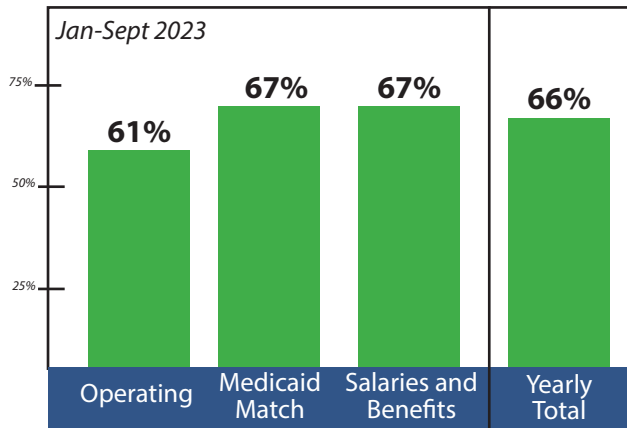
- Fiscal Indicators -

3rd Quarter 2023




EXPENSES

Projected for 2023
\$24,438,366.00
Current Year-to Date
\$16,011,717.27



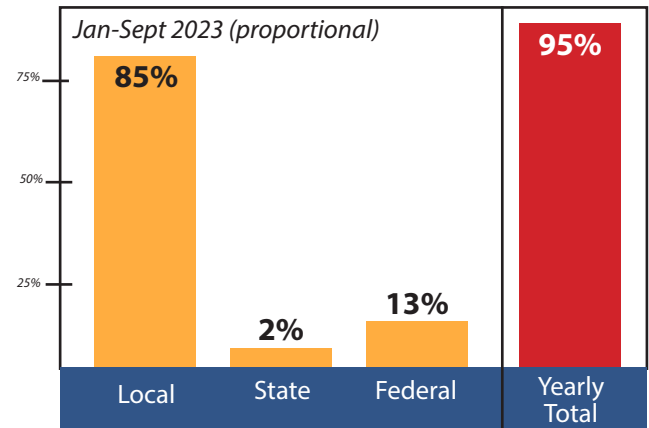
■ Under Projection

■ At Projection




REVENUE

Projected for 2023
\$24,245,142.00
Current Year-to-Date
\$22,993,362.22



■ Over Projection

■ Neutral



WAIVERS*

**2023 Starting
Waiver Count**
585

Service Dates - Billing Cycle
4/1/2023 thru 6/30/2023

Paid to Providers for Services Needed

\$6,985,239.98
+ 4.6% from last quarter

MCBDD Responsibility Local Match

Provider Services Above
\$1,688,556.75
+11.2% from last quarter

**Year to
Date**

**Additional
60**

**Removed
-35**

**Total
610**

**Net
+25**
From Start of Year

1st Quarter

Type	Jan 1, 2023	Additional	Removed	Mar 31, 2023
I/O	321	13	-5	329
Level 1	202	10	-5	207
Self	62	4	-5	61

2nd Quarter

Type	April 1, 2023	Additional	Removed	Jun 30, 2023
I/O	329	4	-4	329
Level 1	207	11	-4	214
Self	61	0	-4	57

3rd Quarter

Type	Jul 1, 2023	Additional	Removed	Sep 31, 2023
I/O	329	8	-1	336
Level 1	214	10	-5	219
Self	57	0	-2	55

4th Quarter

Type	Oct 1, 2023	Additional	Removed	Dec 31, 2023
I/O				
Level 1				
Self				

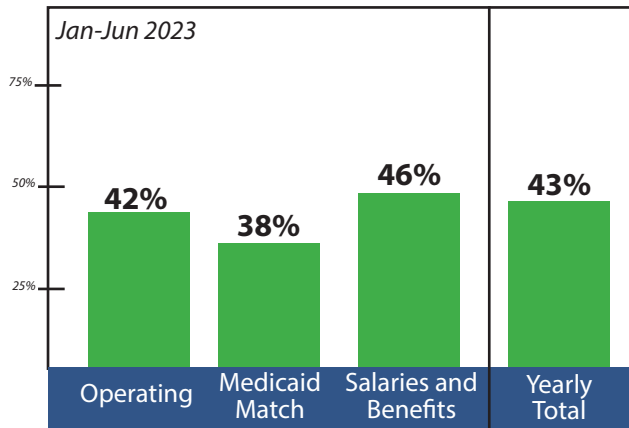
- Fiscal Indicators -

2nd Quarter 2023




EXPENSES

Projected for 2023
\$24,367,876.00
Current Year-to Date
\$10,404,461.72



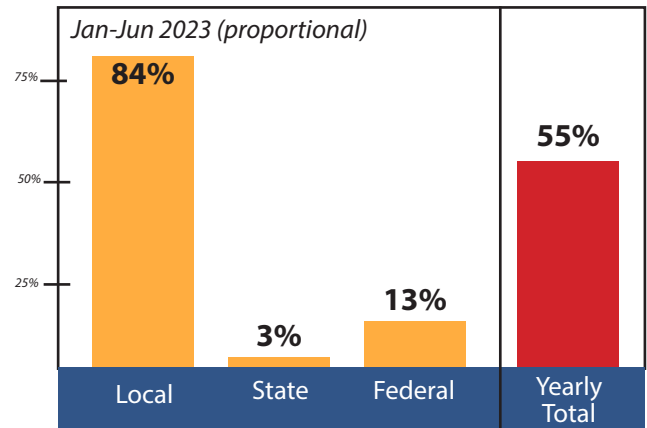
■ Under Projection

■ At Projection




REVENUE

Projected for 2023
\$24,245,142.00
Current Year-to-Date
\$13,307,315.17



■ Over Projection

■ Neutral



WAIVERS*

2023 Starting Waiver Count
585

Service Dates - Billing Cycle
1/1/2023 thru 3/31/2023

Paid to Providers for Services Needed

\$6,677,733.19
+ 2.2% from last quarter

MCBDD Responsibility Local Match

Provider Services Above
\$1,519,137.38
+3.1% from last quarter

Year to Date

Additional
42

Removed
-27

Total
600

Net
+15
From Start of Year

1st Quarter

Type	Jan 1, 2023	Additional	Removed	Mar 31, 2023
I/O	321	13	-5	329
Level 1	202	10	-5	207
Self	62	4	-5	61

2nd Quarter

Type	April 1, 2023	Additional	Removed	Jun 30, 2023
I/O	329	4	-4	329
Level 1	207	11	-4	214
Self	61	0	-4	57

3rd Quarter

Type	Jul 1, 2023	Additional	Removed	Sep 31, 2023
I/O				
Level 1				
Self				

4th Quarter

Type	Oct 1, 2023	Additional	Removed	Dec 31, 2023
I/O				
Level 1				
Self				

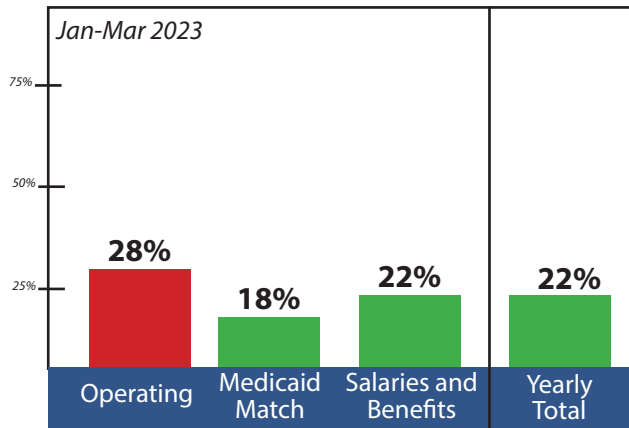
- Fiscal Indicators -

1st Quarter 2023




EXPENSES

Projected for 2023
\$24,367,876.00
Current Year-to Date
\$5,334,987.20



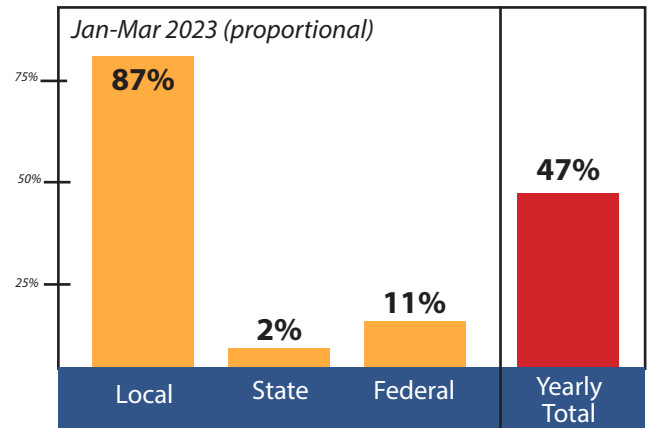
■ Under Projection

■ At Projection




REVENUE

Projected for 2023
\$24,245,142.00
Current Year-to-Date
\$11,358,082.24



■ Over Projection

■ Neutral



WAIVERS*
2023 Starting
Waiver Count
585

Service Dates - Billing Cycle
10/1/2022 thru 12/31/2022

Paid to Providers for Services Needed

\$6,534,458.26
+2.4 % from last quarter

MCBDD Responsibility Local Match

Provider Services Above
\$1,473,905.85
+3.5% from last quarter

**Year to
Date**

**Additional
27**

**Removed
-15**

**Total
597**

**Net
+12**
From Start of Year

1st Quarter

Type	Jan 1, 2023	Additional	Removed	Mar 31, 2023
I/O	321	13	-5	329
Level 1	202	10	-5	207
Self	62	4	-5	61

2nd Quarter

Type	April 1, 2023	Additional	Removed	Jun 30, 2023
I/O				
Level 1				
Self				

3rd Quarter

Type	Jul 1, 2023	Additional	Removed	Sep 31, 2023
I/O				
Level 1				
Self				

4th Quarter

Type	Oct 1, 2023	Additional	Removed	Dec 31, 2023
I/O				
Level 1				
Self				