

**Medina County Board of
Developmental Disabilities**

2018 Budget Hearing

Medina County Commissioners

October 26, 2017

Medina County Board of Developmental Disabilities

Preparing for the Future

Reinvent-Reshape-Reinvest

1. **Critical Needs Continue. The County Board of DD is growing and reshaping, not going away.** In 2012, the Board of DD served 1,034 individuals. In 2017, the Board of DD has served 1,270 individuals (724 children, 546 adults) by either providing services or funding services. This is an increase in individuals served of 23% in the last 5 years.
2. **Services provided by the Board that will continue to grow** are Early Intervention, Assistive Technology, Community Employment and Services and Supports Administration (Case Management) The County Board of DD intends to continue to operate Windfall School.
3. **Due to state and federal mandates, services provided by the Board that will be transitioned** to private providers are adult day services and transportation affecting over 200 individuals. The Board is working with Medina County Transit to transition some transportation services to Transit. The Medina County Board will continue to pay Medicaid match or pay directly for the services that are transitioned to other organizations.
4. In 2018 the Board will employ 217 staff and by 2020 the Board will employ approximately 175 staff. The funds saved by reducing staffing for transportation and adult day services are being used to pay our ever increasing share of the Medicaid Waiver program.
5. **The Medicaid Waiver program is becoming the primary funding source for services** for adults and the Medina County Board of DD pays match toward this program. In 2018, 30% of levy dollars collected by MCBDD will go toward Medicaid match. By 2020, 40% of levy dollars collected by MCBDD will go toward Medicaid match.
6. **The Board of DD remains the primary source of funding for individuals with developmental disabilities and will continue to need support from levy funds.** The levy pays for Medicaid match so that private agencies can provide residential services in the community and in family homes and for day programming services such as community employment and day activities. The levy pays for Early Education and Windfall School. The levy pays for direct services that will continue to be provided by the County Board.

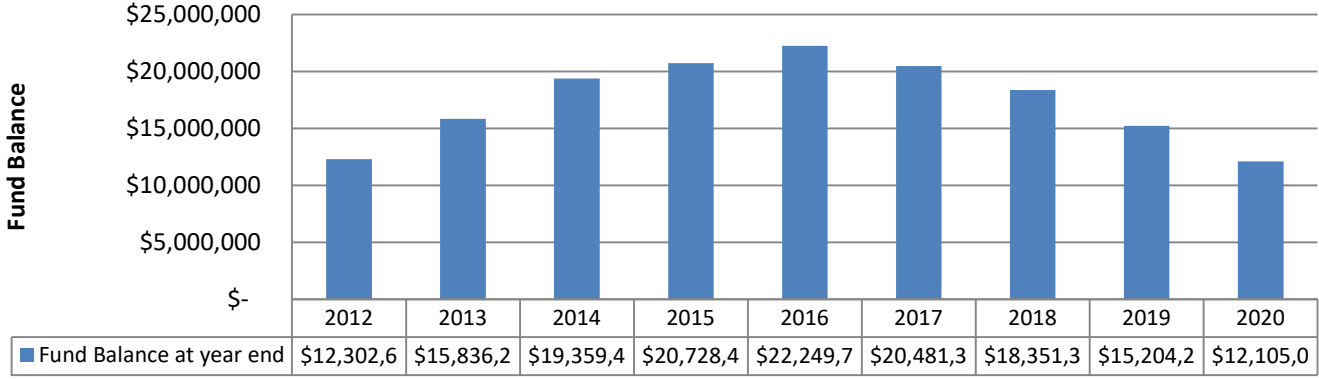
MCBDD Budget Summary 2018

Expenses-\$24,779,783 (1.5% decrease)

Revenue- \$22,564,161 (1.0% decrease)

Use of Fund Balance- \$2,215,622

Fund Balance at Year End

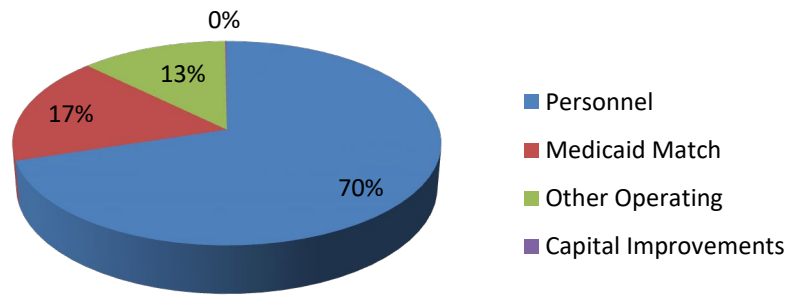


Note that collection of a 10 year operating levy ends in 2020

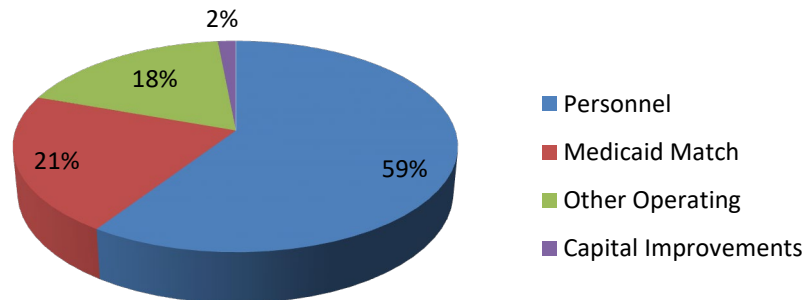
Why will the County Board continue to spend money if staff costs decrease?

	2012	2017	2020
Personnel	\$ 13,223,246	\$ 14,891,833	\$ 13,290,943
Medicaid Match/Provider Contracts	\$ 3,219,550	\$ 5,310,287	\$ 6,945,988
Other Operating	\$ 2,372,782	\$ 4,532,461	\$ 4,277,000
Capital Improvements	\$ 27,695	\$ 379,500	\$ 275,750
Total Expenses	\$ 18,843,273	\$ 25,114,081	\$ 24,789,681

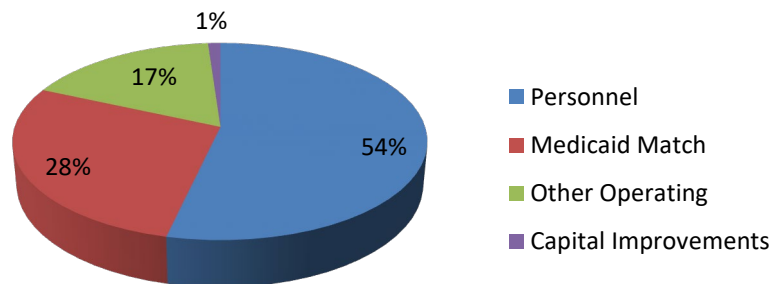
2012 Expenses



2017 Expenses



2020 Expenses



Leveraging Funds- Why does Medina County pay match to the State?

Funds paid out by the Board

	2015	2016	2017 est.
Admin Fees (Paid to DODD)	\$ 174,578	\$ 179,489	\$ 179,489
TCM Match	\$ 330,646	\$ -	\$ -
Waiver Match	\$ 2,424,101	\$ 3,001,110	\$ 3,914,566
Title XX	\$ -		
OOD	\$ 168,305	\$ 120,315	\$ 57,000
Total	\$ 3,097,631	\$ 3,300,914	\$ 4,151,055

Funds paid to Medina County

	2015	2016	2017 est.
Federal			
Title XX	\$ 100,272	\$ 75,928	\$ 76,948
Targeted Case Management (TCM)	\$ 874,833	\$ 712,479	\$ 774,849
OOD	\$ 602,441	\$ 589,631	\$ 488,384
Medicaid Admin (MAC)	\$ 317,653	\$ 378,749	\$ 358,335
Waiver Revenue (Board)	\$ 1,951,571	\$ 1,514,693	\$ 1,778,410
Waiver Revenue (Private Provider)	\$ 10,441,381	\$ 13,543,058	\$ 15,768,910
Federal Lunch Program	\$ 10,534	\$ 12,021	\$ 12,000
Medicaid Settlement	\$ 345,044	\$ 1,681,651	\$ 356,738
Federal Total	\$ 14,643,729	\$ 18,508,210	\$ 19,614,574
State			
Ohio Dept of Ed (ODE)	\$ 618,499	\$ 607,534	\$ 521,463
DODD- Subsidy	\$ 358,848	\$ 358,496	\$ 356,738
DODD- FSS	\$ 77,891	\$ 77,307	\$ 77,307
Waiver Admin	\$ 17,775	\$ 17,775	\$ 17,775
Case Management Subsidy	\$ 27,192	\$ 27,192	\$ 27,192
Capital Grants	\$ -	\$ -	\$ 217,000
State Total	\$ 1,100,205	\$ 1,088,304	\$ 1,217,475
Total Funds to Medina County	\$ 15,743,934	\$ 19,596,514	\$ 20,832,049

Medicaid Waiver Match & Match as a Percentage of Levy

Calendar Year	Levy Revenue	Medicaid Match	Levy Funds remaining for local services	Percent of Levy
2017	\$ 17,354,271	\$ 4,094,055	\$ 13,260,216	24%
2018	\$ 17,451,540	\$ 5,252,165	\$ 12,199,375	30%
2019	\$ 17,528,195	\$ 6,039,990	\$ 11,488,205	34%
2020	\$ 17,605,239	\$ 6,945,989	\$ 10,659,250	39%

Medina County Board of DD
2018 Budget

Compliance Requirements for ORC 5126.038

Payments for Membership Dues, Professional Services, and Training

County Account Code	Internal Account Code	Category (B) (1)	Total Budget 2017	Total Budget 2018
3300-7700-0610	7700-3613	Professional Dues & Memberships	\$ 29,450	\$ 30,655
County Account Code	Internal Account Code	Category (B) (2)	Total Budget	Total Budget
3300-7700-0580	7700-3585/3594	In-service Speakers/Staff Development	\$ 4,000	\$ 4,500
County Account Code	Internal Account Code	Category (B) (3)	Total Budget	Total Budget
3300-7700-0560	7700-3561	Staff Travel - Seminars & Conferences	\$ 66,548	\$ 52,750
Total Projected Expenditures			\$ 99,998	\$ 87,905